



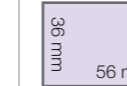

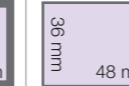
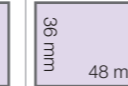


## Credo and Aptus-II Digital Backs

	Credo 80	Credo 60	Credo 40	Aptus-II 12	Aptus-II 10	Aptus-II 8	Aptus-II 7	Aptus-II 5
Sensors								
Lens factor On 645DF**	1.0	1.0	1.3	1.0	1.0	1.3	1.15	1.15
CCD size effective	53.7 x 40.4 mm	53.9 x 40.4 mm	43.9 x 32.9 mm	53.7 x 40.3 mm	56 x 36 mm	44 x 33 mm	48 x 36 mm	48 x 36 mm
Active pixels, full resolution	10,320 x 7752	8984 x 6732	7320 x 5484	10,320 x 7,752	9,334 x 6,000	7320 x 5484	6,666 x 4,992	5,344 x 4,008
Pixel size (micron)	5.2	6	6	5.2	6	6	7.2	9
Resolution (megapixels)	80	60	40	80	56	40	33	22
Light sensitivity (ISO)	35-800	50-800	50-800	50-800	80-800	80-800	50-800	25-400
Exposure time	1/10,000 – 120 seconds	1/10,000 – 60 seconds	1/10,000 – 60 seconds	1/10,000 – 32 seconds				
Image quality	16 bit 12.5 f-stops			16 bit 12 f-stops				
Capture time (frames/sec)	0.7	0.8	1.1	0.7	1	1.2	0.9	1.2
Display	3.2 inch multi touchscreen with 1.15 megapixels 290 ppi (dpi) 16 million colors, 170° viewing angle			3.5 inch SVGA, high contrast touchscreen that can be operated by finger or stylus				

# Mamiya Leaf

## Digital Camera Backs and Lenses Product Range

# Lens Specifications

																		
	AF 28 mm F4.5 LS D Aspherical	AF 28 mm F4.5 D	AF 35 mm F3.5 D	AF 45 mm F2.8 D	AF 55 mm F2.8 LS D	AF 80 mm F2.8 LS D	AF 80 mm F2.8 D	AF 110 mm F2.8 LS D	AF 120 mm F4.0 Macro	MACRO MF 120 mm F4 D	120 mm F5.6 T/S Aspheric	AF 150 mm F3.5 LS D	AF 150 mm F2.8 IF D	AF ULD 210 mm F4 IF	AF 240 mm F4.5 LS IF	AF 75-150 mm F4 - 5.6 LS	AF 75-150 mm F4.5 D	AF ULD 105-210 mm F4.5
Aperture range	f/4.5 – f/32	f/4.5 – f/32	f/3.5 – f/22	f/2.8 – f/22	f/2.8 – f/22	f/2.8 – f/22	f/2.8 – f/22	f/2.8 – f/22	f/4.0 – f/32	f/4 – f/32	f/5.6 – f/22	f/3.5 – f/32	f/2.8 – f/22	f/4.0 – f/32	f/4.5 – f/32	f/4.0 – f/32 f/5.6 – f/45	f/4.5 – f/32	f/4.5 – f/32
Min. focus distance	35 cm / 1.15 ft	35 cm / 1.2 ft	35 cm / 1.2 ft	45 cm / 1.4 ft	45 cm / 1.4 ft	70 cm / 2.3 ft	70 cm / 2.3 ft	90 cm / 2.9 ft	37 cm / 1.2 ft	40 cm / 1.3 ft	84 cm / 2.7 ft	150 cm / 4.9 ft	100 cm / 3.3 ft	200 cm / 6.5 ft	170 cm / 5.6 ft	100 cm / 3.3 ft	100 cm / 3.3 ft	150 cm / 4.9 ft
Angle of view	102°	102°	90°	76°	65°	47°	47°	35°	32°	32°	8° tilt, 12mm shift, 360° on two axes	26°	26°	19°	17°	50° - 26°	50° - 26°	37° - 19°
Focusing system	AF/MF	AF/MF	AF/MF	AF/MF	AF/MF	AF/MF	AF/MF	AF/MF	AF/MF	MF	MF	AF/MF	AF/MF	AF/MF	AF/MF	AF/MF	AF/MF	AF/MF
Filter	Sheet filter on the rear mount	Sheet filter on the rear mount	77 mm	67 mm	72 mm	72 mm	67 mm	72 mm	72 mm	67 mm	73 mm	72 mm	72 mm	58 mm	86 mm	95 mm	77 mm	58 mm
Lens hood	Built-in	Built-in	Bayonet	Bayonet	Bayonet	Bayonet	Bayonet	Bayonet	Bayonet	Bayonet	Bayonet VIII	Bayonet	Bayonet	Built-in	Built-in	Bayonet	Bayonet	Bayonet
Flash sync	1/1600	1/125	1/125	1/125	1/1600	1/1600	1/125	1/1600	1/125	1/125	1/125	1/1600	1/125	1/125	1/1000	1/1600	1/125	1/125
Dimensions (L x W)	136 x 90 mm / 5.35 x 3.54 in	136 x 90 mm / 5.35 x 3.54 in	62 x 84 mm / 2.4 x 3.3 in	73.5 x 77 mm / 1.9 x 3 in	77.6 x 86.5 mm / 3 x 3.4 in	51.5 x 80.5 mm / 2.7 x 3.4 in	51.5 x 80.5 mm / 2 x 3.2 in	83.3 x 86.5 mm / 3.3 x 3.4 in	107 x 91 mm / 4.2 x 3.6 in	111 x 83 mm / 4.4 x 3.3, 3.25 in	135 x 106 mm / 4.4 x 3.4	87.1 x 86.5 mm / 3.4 x 3.4 in	120 x 85 mm / 4.7 x 3.3 in	141 x 86 mm / 5.5 x 3.3	173.2 x 104.2 mm / 6.7 x 4.1 in	168 x 105 mm / 6.8 x 4.2 in	145 x 86 mm / 5.7 x 3.4 in	158 x 82 mm / 6.2 x 3.3 in
Weight	1100 g / 1.9 lb	885 g / 1.9 lb	480 g / 1 lb	495 g / 1.1 lb	530 g / 1.3 lb	450 g / 1.1 lb	330 g / 0.7 lb	635 g / 1.5 lb	960 g / 2.12 lb	845 g / 1.8 lb	1110 g / 2.4 lb	645 g / 1.42 lb	780 g / 1.7 lb	750 g / 1.6 lb	1600 g / 3.53 lb	1660 g / 3.96 lb	1140 g / 2.51 lb	990 g / 2.1 lb

## Focal length conversion table\*

	AF 28 mm F4.5 LS D	AF 28 mm F4.5 D	AF 35 mm F3.5 D	AF 45 mm F2.8 D	AF 55 mm F2.8 LS D	AF 80 mm F2.8 LS D	AF 80 mm F2.8 D	AF 110 mm F2.8 LS D	AF 120 mm F4.0 Macro	MACRO MF 120 mm F4 D	120 mm F5.6 T/S	AF 150 mm F3.5 LS D	AF 150 mm F2.8 IF D	AF ULD 210 mm F4 IF	AF 240 mm F4.5 LS IF	AF 75-150 mm LS F4 - 5.6	AF 75-150 mm F4.5 D	AF ULD 105-210 mm F4.5
Credo 80/60, Aptus-II 12	28	28	35	45	55	80	80	110	120	120	120	150	150	210	240	75-150	75-150	105-210
Aptus-II 10	28	28	35	45	55	80	80	110	120	120	120	150	150	210	240	75-150	75-150	105-210
Aptus-II 7/5	30	30	37	48	58	85	85	117	127	127	127	159	159	223	255	80-159	80-159	133-223
Credo 40, Aptus-II 8/6	36	36	44	57	70	102	102	140	152	152	152	190	190	267	305	95-190	95-190	134-267
<b>35 mm Equivalent</b>																		
Credo 80/60, Aptus-II 12	17	17	22	28	34	50	50	68	74	74	74	93	93	130	149	47-93	47-93	65-130
Aptus-II 10	17	17	22	28	34	50	50	68	74	74	74	93	93	130	149	47-93	47-93	65-130
Aptus-II 7/5	18	18	23	30	36	53	53	72	79	79	79	99	99	138	158	49-99	49-99	69-138
Credo 40, Aptus-II 8/6	22	22	28	35	43	63	63	87	95	95	95	118	118	166	189	59-118	59-118	83-166

\* Calculations are relative to a sensor size of 53.7 x 40.4.